

16-17 DUAL CREDIT DATA AT-A-GLANCE

BACKGROUND INFORMATION

Dual credit programs, part of the School-College-Work Initiative, have consistently demonstrated positive outcomes for participating students. They are programs provided by the Ministry of Education that allow students, while they are still in secondary school, to take college or apprenticeship courses that count towards both their Ontario Secondary School Diploma (OSSD) and a postsecondary certificate, diploma, or degree, or a Certificate of Apprenticeship.

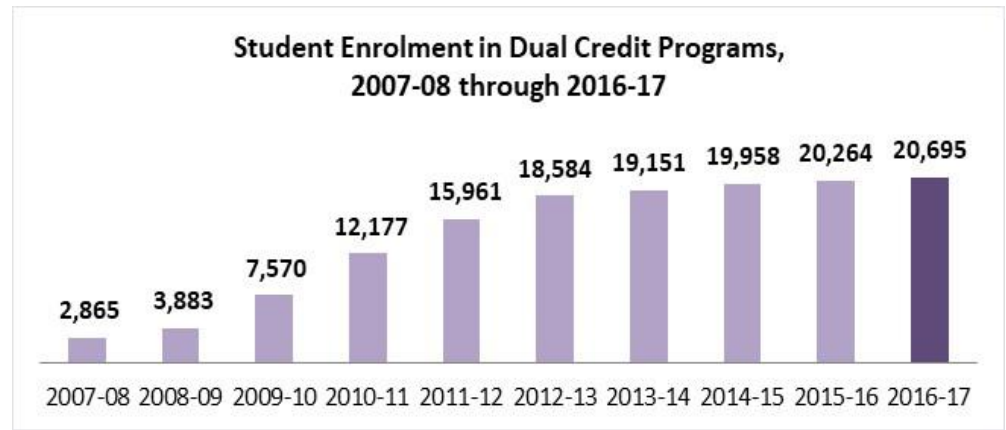
Dual credit programs are intended to assist secondary school students who are experiencing challenges in completing their OSSD and making a successful transition to college and/or apprenticeship programs.

Regional Planning Teams (RPTs), including three French-language teams, plan and administer the School-College-Work Initiative throughout the province and are partnerships between the boards and colleges.

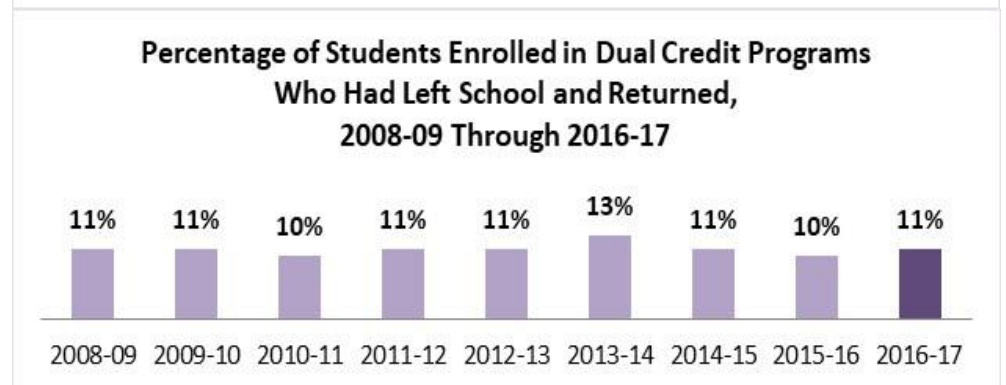
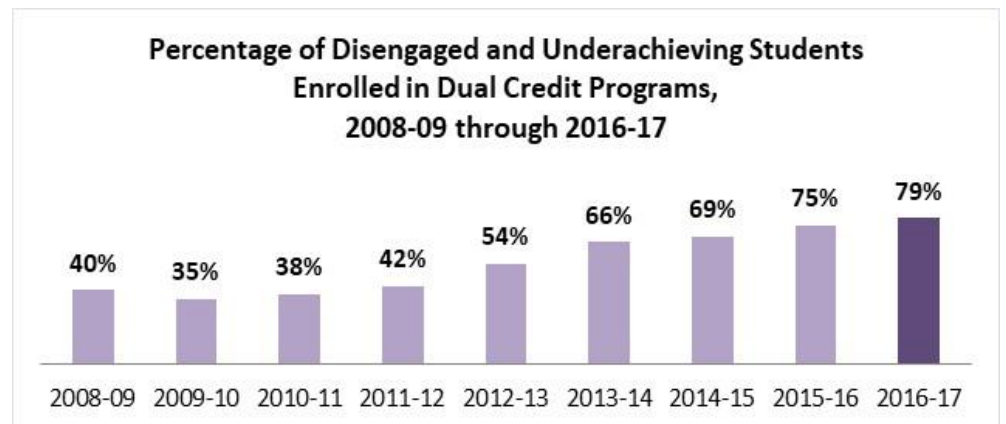
All 70 school boards with secondary schools offer dual credit programs. All 24 colleges of applied arts and technology are participating.

Source: Enhanced Data Collection Solution (EDCS), as reported by Regional Planning Teams

Student Participation in Dual Credits



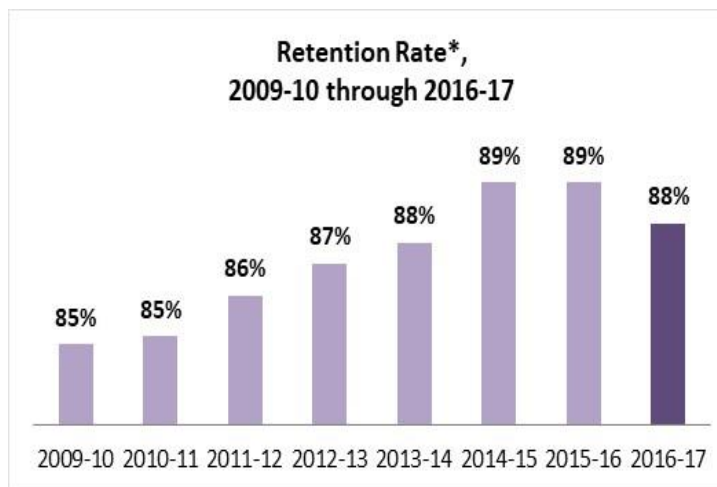
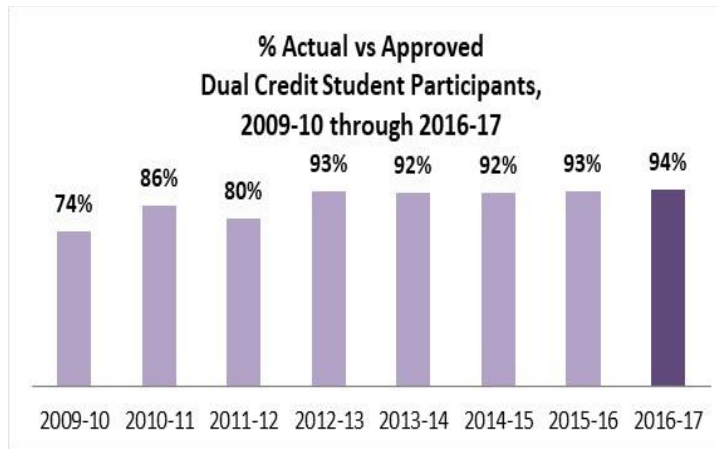
The primary focus is on students who face significant challenges in completing the requirements for graduation but have the potential to succeed. ([Dual Credit Programs: Policy and Program Requirements, 2013](#))



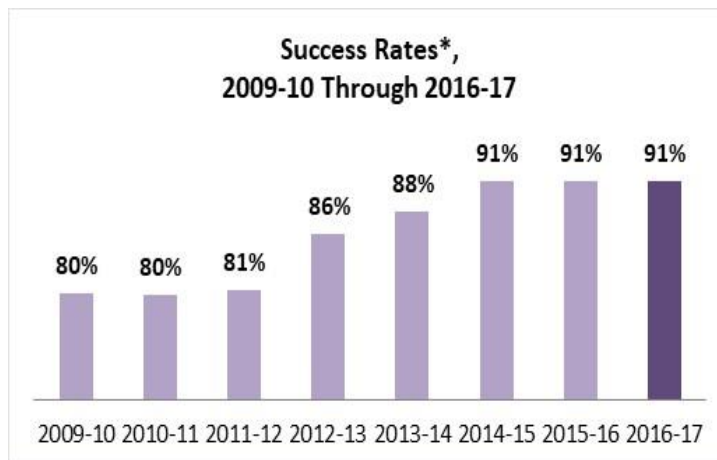
Student Participants by Target Group

	2011-12	2012-13	2013-14	2014-15	2015-16	2016-17
SHSM	18%	18%	18%	18%	18%	18%
OYAP	5%	9%	10%	9%	9%	9%

Percentage of total number of dual credit students in Specialist High Skills Majors (SHSM) and the Ontario Youth Apprenticeship Program (OYAP).



* Percentage of students enrolled in a dual credit who completed a dual credit, however, did not necessarily earn the credit



* Percentage of Dual Credits Earned

Source: Preliminary Dual credit information as reported by schools in Ontario School Information System (OnSIS), 2016-17

**Provincial Retention Rate and Success Rate
Dual Credit Approach, 2016-17**

Approach	Provincial Retention Rate 2016-17	Provincial Success Rate 2016-17
Team-taught at secondary school	92%	95%
Team-taught at college	88%	93%
Team-taught level 1 apprenticeship at secondary school	85%	86%
College-delivered course at college	87%	91%
College-delivered course at secondary school	86%	94%
College-delivered level 1 apprenticeship at college location	93%	83%
College-delivered level 1 apprenticeship at secondary school location	83%	87%

Number of Dual Credit Students who Applied to and Registered for College Directly from Secondary School in the Subsequent School Year

School Year	2010-11	2011-12	2012-13	2013-14	2014-15
Number of Dual Credit Students who Applied to College	2,458	3,358	4,118	4,377	4,586
Number of Dual Credit Students who Registered for College	1,842	2,463	2,664	2,721	3,023

Source: Dual credit information as reported by schools in Ontario School Information System (OnSIS), selected years. College applications/registrations as reported by the Ontario College Application Service (OCAS), selected years.

These numbers represent only students who applied to and registered for college directly from secondary school in the year following their fifth year in secondary school. It does not include students who may have taken a year off prior to starting at college.

2016-17 Number of Grade 12 Dual Credit Students Who Earned an OSSD in the Same Year

Number	Percentage
8,042	75%*

*This percentage cannot be compared to the graduation rate as it is not based on the same cohort of students.